



Volume 27 Edition 4

April 2019

Editor: Carol Todd, [Proofsheet@oregoncoastphotoclub.com](mailto:Proofsheet@oregoncoastphotoclub.com)

## What does it take to create a good landscape photograph?

By Blyden Thompson

3/19/2019, Version 2

I found a plethora of buzzwords when researching this topic such as originality, creativity, impact, and style. A common suggestion was to find inspiration from other photographers. I follow more than 200 photographers on Facebook that provides many beautiful images from around the world. Following this principle is not only enjoyable but at times has negative side effect of becoming discouraged with my own work. Nevertheless, I do not wish to deprive myself those wonderful images.

Discouragement can also occur when evaluating our own work. When I go on a photoshoot, I usually set out with a purpose in mind. At times, the shoot does not work out as planned. Having a purpose was good, but we all know that weather or other conditions may affect our ability to capture a good landscape.

While researching this topic, I came across a question, “What is the purpose of the photo?” I thought about that at length and concluded that a photo without a purpose is often considered uninspiring. Although the image may be technically strong, the image’s purpose should be obvious. So I ask you, do the following images have purpose?



Sandstone



Night the Photographer Fell

When I posted my Sandstone photo on Facebook, I heard from a few people who thought it was an aerial photo of an island and found it interesting. The Night the Photographer Fell image caught people's attention, but they cared more about the story than the photo.

In my opinion, the two images do not have a purpose because it lacks a subject and therefore does not convey a story. I realized that technical ability alone is not enough to create purpose or inspiration.

The reason for this article is to share how to move forward when we get frustrated. My frustration forced me to take a step back and judge my own work. After doing so, I identified two things that cause frustration. *I constantly break photography rules and I rarely have a strong subject.*

### **What do I mean by breaking the rules?**

My love for color and sunsets means that I generally shoot directly into the sun. This often results in a poor image for several reasons. I want the sky to be full of clouds to be the canvas for the light. I need the horizon to be clear so that the sunset can kiss the bottom of the clouds. Last, but not least, my location is critical to ensure visual interest (aka a subject).

### **My challenge will be finding a subject that is unique and interesting**

This is going to take some work to find a way to overcome these two issues. Maybe I just need to do a 180 and start shooting with the sun behind my back.

If you find yourself in a slump, do not be discouraged. Take a step back and consider what you really want from your photography. It may be difficult but evaluate your images to identify where you can make improvements. Asking for advice, learning something new, and doing research always helps as well. With a little hard work, you will find a path to your next exciting step to creating good landscape photographs.

## **From the Web**

A nice short video on pancake lens from B&H.

<https://www.bhphotovideo.com/explora/videos/photography/celebrating-pancake-day-with-pancake-lenses>

Julianne Kost doing a short segment on profiles in Lightroom Classic.

[https://www.youtube.com/watch?time\\_continue=19&v=r3aKrscoUx0](https://www.youtube.com/watch?time_continue=19&v=r3aKrscoUx0) Curt

I subscribe to a newsletter that has many free tips and stories about photographing nature. This month there is an excellent article featuring David Johnson on shooting wide angle lenses. [visualwilderness.com/infocus?icn=vw\\_ifmenu](http://visualwilderness.com/infocus?icn=vw_ifmenu) Carol T

[The Tall Ships return: www.historicalseaport.org/public-tours-sails/sailing-schedule/](http://www.historicalseaport.org/public-tours-sails/sailing-schedule/)

## **Shoot out at Empire Lakes**

Come on over to John Topits Park on April 13, at 10 a.m. to shoot the lakes, fauna and flora. An added twist to this shoot will be shooting things that start with B or G. Let your creativity run wild then bring your best shots in for the admiration of all.

To reach John Topits Park from 101 take a left onto Newmark Ave. Go just past the college and Walmart to Hull street, (which is on the North side of Newmark). Turn right and go as far as you can to the main parking lot. The following link is a downloadable map to the park.


<http://www.coostrails.com/traildescriptions/empirelakes/JOHN%20TOPITS%20PARK%20TRAILS.pdf>

## Pony Village

Hey Folks! It's almost time for the Pony Village Show & Sale at the Pony Village Mall! Image hanging will be on April 24<sup>th</sup>, 2019 starting at 5:00 PM; and the Show & Sale will be April 25<sup>th</sup> through April 28<sup>th</sup> during regular mall hours. All OCPA members are encouraged to participate with images of every type. Additionally, we have added photography related items to our Show & Sale. This can include picture frames, jewelry items, printed Tee Shirts and other items ,, as long as they are created/decorated by our members.

And remember, all participants need to sign up to "baby-sit" during the event, but if unable to sit, please ask another member to fill in for you, or call me. The sign-up sheet will be available at our regular OCPA meetings through Monday, April 22, 2019, as well as scheduled board meetings. We are looking forward to another fun and profitable show and sale. See you there!  
Bonnie Smith

Creative/Graphic Prints - 02/18/19				
Maker	Title	AVERAGE	AWARD	Spread
Carol Pomes	Taking A Break	7.353	1st	3
Carol Pomes	Window	7.059	2nd	4
Tony Mason	Chandler Bridge Infared	6.647	3rd	3
Bonnie Graham	Snake Skin Shell	6.588	HM	4
Carol Pomes	Fan	6.529		4
Teresa Rigg	Blue Diamonds	6.529		4
Tony Mason	Stucco'd Tulip	6.529		3
Tony Mason	Dawn	6.412		3



1<sup>st</sup> Place Creative Prints  
Carol Pomes – Taking a Break




1<sup>st</sup> Place Creative Electronic  
Darla Parthemore – Blue Stew

<b>Creative/Graphic Electronic - 02/18/19</b>				
<b>Maker</b>	<b>Title</b>	<b>AVERAGE</b>	<b>AWARD</b>	<b>Spread</b>
Darla Parthemore	Blue Stew	7.625	1st	2
Darla Parthemore	Sunflower Arch	7.529	2nd	3
Darla Parthemore	Window Of Light	7.471	3rd	2
Blayden Thompson	Sand Becomes Water	7.353	HM	3
Carol Pomes	Loney Doll 1	7.235	HM	3
Linda Petersen	Iron Sculpture	7.235	HM	3
Linda Petersen	Leaf Nest	7.125		4
Tony Mason	Pile Of Confusion - Rainier	7.059		3
Bonnie Graham	Flower Power	7.000		3
Carol Pomes	Blueray	6.941		3
Carol Pomes	Neon Leaf	6.941		4
Cathy Stevenson	Mother Nature's Ballgown Elk River	6.941		2
Linda Petersen	AZ Bridge	6.882		3
Tony Mason	Alien's Hatched	6.647		3
Elise Ciralo	Skyward	6.588		4
Bonnie Graham	The River	6.353		4
Tony Mason	Trapped Jack	6.176		4

<b>Traditional Color Prints - 03/04/19</b>				
<b>Maker</b>	<b>Title</b>	<b>AVERAGE</b>	<b>AWARD</b>	<b>Spread</b>
Elise Ciralo	Morning Has Broken	7.471	1st	2
Tony Mason	Recede And Invade	7.412	2nd	2
Carol Pomes	Shimmer	7.294	3rd	4
Tony Mason	Dragon Spin	7.294	3rd	3
Carol Pomes	Big Sky	7.176	HM	2
Tony Mason	Edges Of Fall	7.176	HM	2
Cathy Stevenson	Tern, Turn, Tern	7.118		2
Elise Ciralo	By Moonlight	7.118		2
Tom Branderhorst	Mingus Park Beauty	7.118		3
Tom Branderhorst	Looking For A Meal	7.059		2
Carol Pomes	Christmas Rose	6.824		2
Elise Ciralo	Tail Light	6.647		1
Tom Branderhorst	Trail To Smith Rock	6.588		3
Teresa Rigg	Gentle S... (unreadable)	5.941		3

**Traditional Color Electronic - 03/04/19**

<b>Maker</b>	<b>Title</b>	<b>AVERAGE</b>	<b>AWARD</b>	<b>Spread</b>
<b>Tony Mason</b>	<b>Reef Grazers</b>	7.471	1st	1
<b>Carol Pomes</b>	<b>Seeds</b>	7.412	2nd	4
<b>Larry Mikulecky</b>	<b>Glow Bird</b>	7.412	2nd	4
<b>Blayden Thompson</b>	<b>Balboa Christmas</b>	7.353	3rd	3
<b>Darla Parthemore</b>	<b>Westgate Canterbury</b>	7.353	3rd	3
<b>Larry Mikulecky</b>	<b>The Catch</b>	7.294	HM	3
<i>* Galen Rowell</i>	<i>Arch In The Alabama Hills</i>	7.235	HM	3
<b>Linda Petersen</b>	<b>Juniper Jaloppy</b>	7.235	HM	3
<b>Renee Marcov</b>	<b>Crowned Crane</b>	7.176	HM	2
Renee Marcov	Rusted Cable	7.118		2
Larry Mikulecky	The Kiss	7.059		3
Tony Mason	Caineville Curly	7.059		4
Carol Todd	Painted Hills	7.000		2
Darla Parthemore	Blenheim Palace	7.000		3
Darla Parthemore	Eilean Donan Castle	7.000		4
Elise Ciraolo	Offerings	7.000		2
<i>* Ansel Adams</i>	<i>Grand Canyon</i>	6.941		2
<i>* Frans Lanting</i>	<i>Horeseshoe Bend</i>	6.882		3
Elise Ciraolo	Red Window	6.824		2
<i>* David Muench</i>	<i>Pinaleno Mountains</i>	6.706		3
Carol Pomes	Romance	6.706		3
Cathy Stevenson	Delicate Beauty	6.706		2
Cathy Stevenson	Fireworks Barge Coos Bay	6.706		2
Elise Ciraolo	Drooping	6.588		3
Linda Petersen	Sweet Lavender	6.588		3
<i>* Ernst Haas</i>	<i>California, USA, 1976</i>	6.529		3
Carol Todd	Mighty Neptune	6.529		2
Linda Petersen	Just A Little Drink	6.471		3
<i>* Jay Maisel</i>	<i>Road On Tobacco Farm</i>	6.412		3
Carol Pomes	Painted Hills	6.412		3
Renee Marcov	Jumpin' Jane Splash	6.412		3
<i>* Jen Rosbach</i>	<i>Beach Colors</i>	6.353		4
Carol Todd	Thompson Creek	6.353		3
Cathy Stevenson	Her Favorite Place	6.294		3
<i>* Elliot Erwitt</i>	<i>Reno, Marilyn Monroe</i>	6.235		3
<i>* Pete Turner</i>	<i>Primary Colors Main</i>	6.176		3
Tony Mason	New Growth	6.176		3
<i>* George Lepp</i>	<i>Bailee, Jan 2012</i>	6.118		4



1<sup>st</sup> Place Traditional Print  
Elise Ciralo – Morning has  
Broken



1<sup>st</sup> Place Traditional Electronic  
Tony Mason – Reef Grazers

## Photo Club Trivia Questions

Curt Benward

1. What lens maker company starts with the letter Z?
2. What does JPEG stand for?
3. Based solely on the camera's sensor size. What is the diffraction limit for an APS-C sensor?
4. If you go to a sports event, you may get a bobble head doll. If you want to shoot architecture, you may use a .....
5. The LOMO LC-A camera started a new photographic art form. In 1992 the Lomographic Society International was formed to promote this type of photography. What world leader was instrumental in saving the company making the LOMO LC-A and consequently this form of photography?

Answers on Page

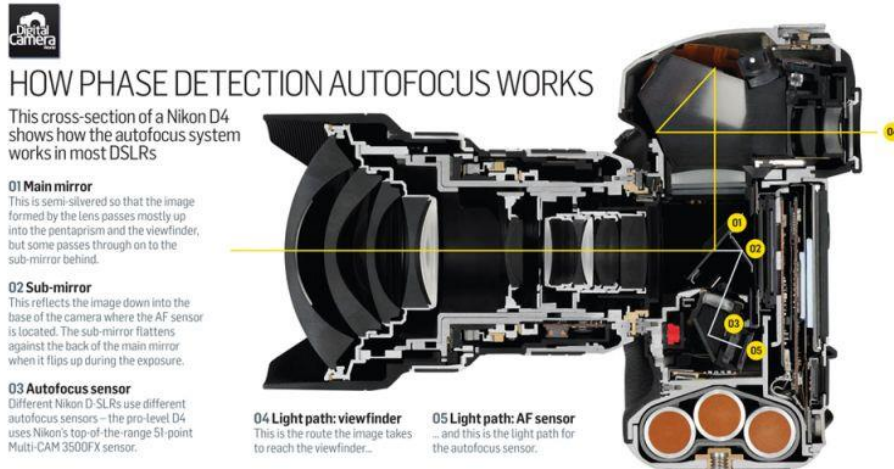
## Musings from a Muddled Mind

First a couple of admissions of screw ups in last months venture into the unknown...

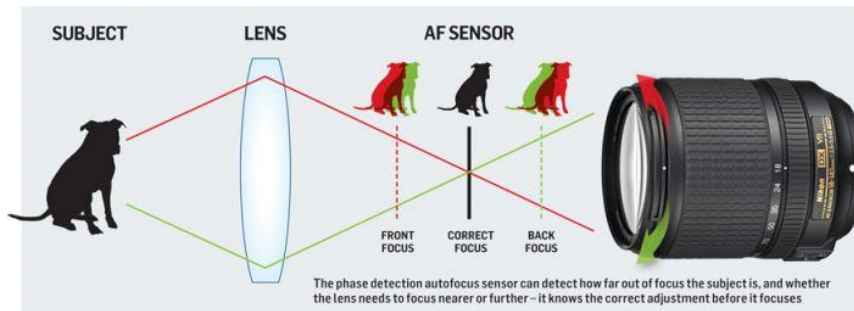
If you look at the next to last paragraph, I wrote that the mirrorless cameras have thrown out both mirrors. DSLR's do have one partially mirrored main mirror and one behind it which I will get into in more detail this month. It should read "it has thrown out one sensor and both mirrors".

A coupla lines down I said that my a6500 camera focuses in 0.002sec (I wish). The truth is it focuses in 0.05sec, (which is still pretty fast). The new a6400 focuses in 0.02sec...but we can save that for another time. It is still worth bowing down to every morning and saying thank you for being so smart and fast.

OK...last month we had a diagram (reproduced below for those who used theirs in the fireplace or the outhouse).



Unlike most other types of digital camera, digital SLRs use separate 'phase-detection' AF sensors



On the first diagram of the DSLR camera you see the light coming into the front of the lens and part of it bouncing off and going up into the pentaprism to be seen by your eye in a position transposed so the image is right side up and correct for right to left (magic huh??)...but some of the light goes through the mirror and is reflected down onto another small sensor which measures for the focusing instructions...it also uses magic, about which we can talk more some other time. It is the little guy which says to slam the lens a certain distance and in which direction to achieve perfect and spectacular focus. The lens instantly (or sooner) goes there and presto...perfect image. But then we get into all the potential problems from last month. It thinks it is perfect and doesn't check on itself in any way before tripping the shutter. Phase detection all the way. Computers are so vain and snobby that they don't think they can make mistakes like the rest of us (sounds like some people I have met over the years).

Anyway, next time we can go into the innards of the sensors and discover the little elves who perform the magic to make them work and what to feed the little guys to keep them happy. Also we can talk a little more about mirrorless cameras and what makes them tick. Til then...keep on snapping (and smile while you do it for gosh sakes). Remember this month gave us daylight savings time, the first day of spring and international frog day,,,thank you March. Dick

## CALENDAR OF EVENTS APRIL 2019

### **Apr 1 - Meeting - North Bend Senior Center**

**Take in and Social 6:30 PM - Activities Starts 6:45 PM**

Ha Ha (Humor), Show & Tell, Critique, After & Before, 4Ws (Who, What, When, Where), & What's New to You? Competition: Photo Theme Challenge: Showers, Member's Only Competition: Creative/Graphic (5 of 5)

### **Apr 08 - Board Meeting, 6:30 PM,**

Chamber's Home (all members are invited to come)

### **Apr 13 - Shoot Out – Empire Lakes, Coos Bay**

Meet in John Topits Park Parking lot, on Hull Street. See article.

### **Apr 15 - Meeting – North Bend Senior Center**

**Take in and Social 6:30 PM - Activities Starts 6:45 PM**

Ha Ha (Humor), Show & Tell, Critique, After & Before, 4Ws (Who, What, When, Where), & What's New to You? Competition: Photo Theme Challenge: Still Life. Scavenger Hunt Begins

### **Apr 24 – 5 PM - Pony Village Set Up**

**Apr 25 – 28 – Pony Village Mall Show**

**Apr 28 – Pony Village Take Down**

## CALENDAR OF EVENTS MAY 2019

### **May 6 - Meeting - North Bend Senior Center**

**Take in and Social 6:30 PM - Activities Starts 6:45 PM**

Ha Ha (Humor), Show & Tell, Critique, After & Before, 4Ws (Who, What, When, Where), & What's New to You? Competition: Photo Theme Challenge: Showers, Member's Only

### **May 13 - Board Meeting, 6:30 PM,**

Chamber's Home (all members are invited to come)

### **May 20 - Meeting – North Bend Senior Center**

**Take in and Social 6:30 PM - Activities Starts 6:45 PM**

Ha Ha (Humor), Show & Tell, Critique, After & Before, 4Ws (Who, What, When, Where), & What's New to You? Competition: Photo Theme Challenge: Still Life.



## OCPA Board Meeting Minutes March 2019

March 11, 2019, 6:34 P.M., in the absence of the President, Vice President Carol Pomes called the meeting to order. Board members present were Don Todd, Curt Benward, Peggy Cooper, Tony Mason, Kathy and Dick Chambers. Guests present were Carol Todd, Elise Ciraolo, Blayden Thompson and Bonnie Graham.

Carol P. suggested that quarterly we compare the budget with how we are doing financially. After discussion it was decided that the new board can decide to address this when they take over in July.

Carol P. is still trying to firm up the Summer night shoot in central Oregon.

Website: Blayden has narrowed it down to Weebly for our website. He showed us what he has come up with for the website and it was well received by the board. Tony moved and Curt seconded that we appoint Blayden as our webmaster. Motion passed. Tony moved and Curt seconded that we give Blayden the discretion to pay up to \$1000 for 5 years for the website. Login information should go to the President, Vice President, Treasurer and Secretary. Blayden will try to make the change on March 23<sup>rd</sup>.

Fair: Don needs more of the OCPA brochures that Elise created. We need to get them mass produced by a print shop. Don has Steve Dimmock lined up to judge photos at the fair.

Curt moved and Carol P. moved that we accept the minutes of the previous meeting as written. Motion carried.

The Treasurer got a \$44.00 bill from our insurance to add the North Bend Senior Center as our meeting place. They will be added. Tony moved and Curt seconded that we accept the Treasurer's report as follows. Motion carried.

Balance forward	\$3008.99
Income	0
Expense	
4C's Postage	\$89.10
Equipment	<u>\$16.97</u>
Total	\$106.07
Bank Balance	\$2902.92

Board Positions: There are 4 openings on the board for the 2019-2020 year. Positions 1-Tony, Position 4-Renee, Position 5-Dick, and Position 6-Bonnie. Dick's position is the only one eligible to re-up and he said he would continue. Carol T., Curt and Kathy volunteered to be a nominating committee to find replacements. *\*Editors Note: Position 3, Carol Pomes has stepped down from the board effective June 30.*

We still haven't filled Tony's duties. Carol P. ask for a list. Carol T. and Tony will get together after their class on Wednesday to come up with a concise list.

Fund Raising June garage sale is coming up.

PV Show/Sale No report.

Shootouts The macro shootout at Elise's was fun with 8 members attending. April 13<sup>th</sup> there will be a shootout at Empire Lakes-John Topits Park with the emphasis on the letters "B and G".

4C's Mono judging at Elise's was not well attended. 4C's Rep meeting is coming up in Hood River on April 20th.

Newsletter Carol T. got lots of input and would like more for the next month.

New Business We have a couple of meetings left in the year which we don't have a program for.

Senior Center We need to verify that we can still meet there next year and the possibility of having Board meetings and 4C's judging there.

We need to be making up next year's calendar and getting ideas for themes from members

Scavenger Hunt will be starting the second April meeting and will run for a month.

We need to go over our policies and procedures.

There being no further business the meeting was adjourned at 8:49 P.M.

Respectfully Submitted,  
Kathy Chambers  
OCA Secretary

*Photo Club Trivia Answers*

1. ZEISS or Zuiko
2. Joint Photographic Expert Group
3. f/13
4. Tilt Shift lens
5. Vladimir Putin. When the mayor of St Petersburg he gave them a tax break allowing the company to stay in business.

**Current OCPA Board and Contact Information**

Position	Name	Email Address
1	Tony Mason,	tony20@ oregoncoastphotoclub.com
2	Curt Benward	cbenward@ frontier.com
3	Carol Pomes, Vice President	cpomes@earthlink.net
4	Renee Marcov, President	coastalgma@ gmail.com
5	Dick Chambers	picmon387@ gmail.com
6	Bonnie Smith	seekr50@ aol.com
7	Kathy Chambers, Secretary	katsmijo738@ gmail.com
8	Don Todd, Treasurer	Golden_Shellback@ yahoo.com
9	Peggy Cooper	Cooper.peg@gmail.com

**The PROOF SHEET** is published monthly by the OREGON COAST PHOTOGRAPHERS' ASSOCIATION, INC. and is completely supported by membership dues. All articles, features and other material printed do not necessarily reflect the views of OCPA's Board of Directors, officers, membership, associated organizations or editor(s) of this publication. Any and all brands, products or business names listed are copyrighted, trademarked and / or registered and are not necessarily endorsed by OCPA (other than our corporate sponsors).

Reprinting of articles from the PROOF SHEET, for use in non-commercial photography club newsletters, is permitted if the photo or article is not copyrighted, and credit is given to the author and this newsletter as the source of the information. Any other type of reproduction may be done with specifically written permission only. Inquiries about this publication may be made by directing them to the editor, c/o OREGON COAST PHOTOGRAPHERS' ASSOCIATION, INC., P.O. Box 5646, Charleston, OR 97420 or ocpaproofsheets @ yahoo. com

**Meetings:** 1st & 3rd Mondays of the month at North Bend Senior Center, 1470 Airport Lane (across the street from the Department of Human Services), North Bend, OR.

**How to Join the OCPA** Joining OCPA is very easy! Just come to one of our meetings and check us out. If you like what you see we'll take your membership dues and that is it!

If you want to join, but can't make a meeting, just write a check and mail it to us:

Oregon Coast Photographers' Association, Inc.

PO Box 5646

Charleston, OR 97420

**Membership Dues** are \$24.00 for individuals or \$36.00 for families (up to 2 adults and any/all children 17 years and under at the same address, everyone will have all membership privileges except only 2 votes per family). Dues are prorated for new members for the remaining months from when they join until the next July first annual meeting.

All **information** on club activities including, but not limited to, our by-laws, policies, and competition rules, can be found on our Website at [www.oregoncoastphotoclub.org](http://www.oregoncoastphotoclub.org). Schedule changes are available on our Website and Facebook page.

