

OREGON COAST PHOTOGRAPHERS' ASSOCIATION, INC.
PROOF SHEET

Volume 27 Edition 5

May 2019

Editor: Carol Todd, Proofsheet@oregoncoastphotoclub.com



Tower Sunset © Darla Parthemore – 1st Place Creative Print

The 500 Rule Curt Benward

Here is some information about astrophotography from the March 2018 issue of Sky & Telescope in an article titled What makes a Great Astrophoto? By Sean Walker.

“One type of astrophotography that doesn’t require tracking at all in most cases is nightscape photography. Shooting the night sky over a picturesque landscape with a simple camera-on-tripod setup and wide-angle lens produces such low resolution that you can get away with exposures of, say, 10 seconds without any noticeable (star) trailing.”

“There’s a simple formula known as the “500 rule” that calculates how long an exposure can be with a particular lens: $500/f = T$, where f is the focal length of your lens, and T is how long you can exposure before the stars noticeably trail. This works especially well with today’s low-noise DSLR and mirrorless cameras operating at high ISO settings, permitting you to capture subjects like the Milky Way over a picturesque landscape, meteor showers, and auroras. In fact, some trailing in a nightscape image doesn’t detract from the overall scene, so you can shoot up to 30 seconds with fisheye and other extremely wide-angle lenses.”

Editors Note: *Save the dates July 30 and July 31 for the Night Shoot in Bend. More information in the June Proofsheets.*

F8 and Be There By Don Todd

Spring has sprung! Or has it? Or worse, will it? I for one am tired of this long drawn out winter. With a few days of sunshine as bait, I’ve bitten the travel bug and the opportunity for some “great” photos. Then, the fuel companies say “hang on buck-o” not so fast. This little on slot may curtail my travel thoughts, but not my photo enthusiasm. So off to the file cabinet to check out some local travel material Carol and I have been hording for a few years. I discovered, or rediscovered, some locations that we’ve been wanting to visit, or revisit, but forgot about. So, in this article, I would like to share some of the places we would like to hit that are within a day’s travel or less.

Some places are just out our back door. In the October 1997 issue of the Proof Sheet, then members of OCPA Jean Carter, Tracy Hassett and Tony Mason co-authored an article titled “South Coast Photographic Tour” highlighting a few of the local areas. Some are a no brainer, but I’ll list them just the same. Mingus & Empire Lakes City Parks: Very easy walking paths with great photo ops. Charleston boat basin: Some outstanding photo ops of a working fishing village. Sunset Bay, Cape Arago Lighthouse and Shore Acres State Park: DUH! South Slough Sanctuary: Wonderful walking trails down through some outstanding marshes and vegetation. Bullard’s Beach State Park: Wonderful driftwood piles and the Coquille (Bandon) River Lighthouse. Cape Blanco State Park: Once again a lighthouse with a pioneer cemetery thrown in. The communities of Bandon, Coquille, Myrtle Point, Powers along with all the small townships along the coast have great discoveries. One of Carol’s and my favorite loops is here to Crescent City to Grants Pass and home. Easy three-day trip and can include the Oregon Caves and Wildlife Images.

If you're looking to venture out a tad further, some of our favorite spots, and within the state, are; John Day Fossil Beds National Monument which include Painted Hills and Blue Basin. Smith Rock State Park is just north of Redmond and features rock formations (with rock climbers) and easy hiking trails. Wallowa County just N/E of La Grande and is a wonderful mountain range in and around the historical town of Joseph, which is worth the trip within its self. Lane County and Cottage Grove both produce a pamphlet on their covered bridges. Lane County has 20 and Cottage Grove has 7 bridges. Umpqua National Forest and Roseburg District BLM teamed up and produced a small booklet called "Thundering Waters". It describes all the waterfalls in southern Oregon and how to get there. Let's not forget Crater Lake. I mean WOW. A little south is Mount Shasta Country and northern California with multitudes of discoveries. Another one of our favorite places is Mount St Helen, another WOW factor. So, you see, we have a multitude of locations just waiting for our lenses to snap open and closed. Don't let the gas bug get you, just plan shorter trips, which gives you more lens time.

In closing, if you have any interest in a location, give us a call as we may have info. I wish you a happy Spring, if and when it arrives. Until next time, have a Sunny 16 and remember to f8 and Be There.

Musings from a Muddled Mind

Good morning to you all and once again, thank you for all your support and uplifting thoughts. Okay, last month I brought up the question of how a miniscule sensor clear in the basement of your DSLR camera can detect true focus in such a short time. Keep in mind I have thought about this a lot and still think very teeny tiny elves are doing it,,but not everyone agrees with me, so bowing to popular wisdom I will give you my highly suspect and maybe a little flawed version of how this happens.

First, we need a short trip down memory lane to when the world was simpler and ran in greased grooves.


We used rangefinder cameras with names like Leica or Kodak (anyone remember them?) and sent our film off to Kodak or Fuji for developing...or some of us chased our wives (or husbands) out of the kitchen so we could set up our Little Dandy portable dark rooms and play like we were Ansel Adams wanna be's. Well, those old mechanical relics had some magic too. Leica, Kodak and other producers built some remarkably well engineered and manufactured and very sophisticated equipment. Leica was known for having a very bright viewfinder with enhanced light gathering capability; even more than the camera itself and the film being used. They were great in low light conditions.

So, how did these dinosaurs focus (hint: RANGEFINDER CAMERA)? They had the viewfinder on one side and another window on the other side of the camera body. The second window contained a movable mirror or in later years, a third window and

a small pentaprism which reflected light across to the viewfinder. When you looked through the camera you saw a large main image with a smaller superimposed image on top of it. To focus you turned the focusing ring on the lens which through a small lever, moved the mirror (and hence...the image in relation to the superimposed image) across the main image. When the two images aligned perfectly the lens was in focus. This system is and was amazingly accurate. The drawback of course was if you switched lenses, the lens changed image size relative to distance, but the viewfinder remained the same. Here is a great article explaining all about this system and some of the cameras using it...<https://web2.ph.utexas.edu/~yue/misc/rangefinder.html>


Okay...on a much (much, much) smaller scale the phase detect sensor in the typical DSLR measures the images from one side of the sensor to the other and in it's miniscule (but accurate) brain detects, adjusts for and fixes out of focus images accurately (most times) almost instantly. This is hard for me to imagine (and where the little elves come in). The potential problems discussed in my earlier article do sometimes rear their ugly little heads at this point but it still is truly amazing, and when properly tuned is extremely accurate. Good for the elves. For a good article on this system go to <https://photographylife.com/how-phase-detection-autofocus-works>

Well...It's time for my nap again so we can save hybrid focus in mirrorless cameras or something equally as ground breaking or fantastic for next time. May the focus be with you...Dick



Elise's Camera by Carol Todd

Traditional Monochrome Electronic - 03/18/19				
Maker	Title	AVERAGE	AWARD	Spread
Darla Parthemore	St. Paul's Cathedral	7.706	1st	3
Elise Ciruolo	Surf's Up	7.529	2nd	3
Dick Chambers	Heart Of Yellowstone	7.471	3rd	2
Tony Mason	Dahlia 'O Mine	7.471	3rd	3
Darla Parthemore	Tower Bridge	7.353	HM	3
Darla Parthemore	The Thames	7.294	HM	3
Don Todd	Amen Church	7.294	HM	2
Tony Mason	Mosaic Canyon	7.294	HM	2
Renee Marcov	Lightkeeper's House	7.235		2
Carol Pomes	John Day	7.176		3
Carol Todd	Eye In Stone	7.176		2
Cathy Stevenson	Grey Day	7.118		3
* Edward Weston	Eel River Ranch	7.118		2
Renee Marcov	Falls & Logs	7.059		3
Carol Todd	Time Beacon	7.000		3
* Edward Weston	Aspen Valley	7.000		2
* Ansel Adams	St. Francis Church, Taos	6.941		2
* Paul Strand	Porch Shadows	6.941		2
Elise Ciruolo	Old Rope	6.882		2
* John Sexton	Boulders	6.882		2
Cathy Stevenson	Nest	6.824		3
Don Todd	Ramble On	6.824		2
Don Todd	The Face Off	6.765		3
Eliot Porter	Redstart Male	6.765		4
Renee Marcov	Drying Out	6.765		2
* William Neill	Stones, Utah	6.765		3
Carol Todd	Mono Lake	6.706		2
Elise Ciruolo	Perched On A Cliff	6.706		3
Carol Pomes	Glacier Water	6.647		2
Carol Pomes	Waldport	6.647		2
Tony Mason	Then One Foggy Christmas Eve	6.647		2
Cathy Stevenson	Bad Moon Rising	6.588		2
* Garry Winogrand	Austin, Texas 1974	6.588		2
Blayden Thompson	untitled	6.471		3
* Andy Warhol	Couple with Balloons	6.412		4
* Alfred Stieglitz	Equivalent, 1930	6.059		2




A Bridge so Near © Dick Chambers – 1st Place Mono Print

Tall Ships Return

The Lady Washington and Hawaiian Chieftain will return to Coos Bay May 1 and remain until May 5!

For information and schedules go to:

www.historicalseaport.org/public-tours-sails/sailing-schedule/coos-bay-oregon/



Traditional Monochrome Print - 03/18/19				
Maker	Title	AVERAGE	AWARD	Spread
Dick Chambers	A Bridge So Near	7.765	1st	2
Carol Todd	Forest Walk	7.118	2nd	2
Dick Chambers	Tree In The Water	7.118	2nd	2
Renee Marcov	Boom	7.118	2nd	3
Dick Chambers	Old Fisherman	7.059	3rd	2
Carol Pomes	Untitled	6.941	HM	2
Elise Ciralo	Untitled	6.941	HM	2
Cathy Stevenson	Crater Lake Spring	6.882		2
Elise Ciralo	Ft. Worden Door Latch	6.882		2
Elise Ciralo	Cold Up Here	6.824		2
Carol Pomes	Untitled	6.706		2
Renee Marcov	Tulip	6.706		3
Tony Mason	Stuck A Long Time	6.529		2
Carol Pomes	Untitled	6.471		2
Cathy Stevenson	Here Comes Kayla	6.412		2
Renee Marcov	Sunset Bay	6.412		3
Teresa Rigg	Waiting For Spring	6.294		3
Tony Mason	Feathers Or Scales Mono	6.294		1
Tony Mason	Midway Boardwalk	6.294		1

Creative Print - 04/01/19				
Maker	Title	AVERAGE	AWARD	Spread
Tony Mason	Winter Alder	7.611	1st	3
Tony Mason	There's Another One	7.278	2nd	3
Tony Mason	Dandylion Vertigo	7.000	3rd	3
Carol Pomes	Circles	6.889	HM	3
Tony Mason	Winter Alder	6.167		2
Teresa Rigg	Eye of the Storm	5.889		3
Carol Pomes	Gulls all in a Row	7.278	DQ	4



Winter Alder © Tony Mason 1st Place Creative Print

Creative Electronic - 04/01/19				
Maker	Title	AVERAGE	AWARD	Spread
Darla Parthemore	Tower Sunset	7.667	1st	4
Carol Pomes	Journey 2	7.500	2nd	3
Linda Peterson	Storm at Lone Rock	7.444	3rd	3
Linda Peterson	Rose Pink Flamingo	7.389	HM	3
Darla Parthemore	In the Woods	7.333	HM	2
Linda Peterson	My Pussy Willows	7.278		3
Darla Parthemore	Art by the Sea	7.222		3
Tony Mason	Secrets of the Back Door	7.222		4
Carol Pomes	Sky	7.167		2
Carol Todd	Cube	7.111		3
Carol Todd	Double Twist	7.056		2
Carol Pomes	Happy Faces	6.889		2
Cathy Stevenson	Habitat	6.889		3
Tony Mason	Empire's Weird	6.833		3
Carol Todd	Checkerboard	6.556		2
Cathy Stevenson	Midnight Tsunami	6.500		3
Elise Ciralo	Shimmering Forest	6.333		4
Tony Mason	Candy Grater	6.278		4
Elise Ciralo	In Motion	6.111		2



© Darla Parthemore – 1st Place Mono EID

OCPA Board Meeting Minutes April 2019

April 8, 2019, 6:28 P.M. the board meeting was called to order by President Renee Marcov. Board members present Peggy Cooper, Dick Chambers, Carol Pomes, Curt Benward, Bonnie Smith, Don Todd, Kathy Chambers and Tony Mason. Guest present, Carol Todd.

Curt moved and Bonnie seconded that we accept the minutes of the previous meeting as written, motion carried.

Don presented the Treasurer's report and Kathy moved and Carol P. seconded that we accept the report as presented, motion carried.

Balance brought forward		\$2902.92
Income	<u>\$0</u>	
Total Income	\$0	
Expenses		
4C's Postage	\$23.85	
Website	\$216.00	
Insurance	<u>\$44.00</u>	

Total Expenses	\$283.85
Present Balance	\$2619.07

Website It was discussed if we still need all the email addresses that we had with the previous website. The 4C's convention email and Tony's old email can be deleted. We still need email addresses for: electronic, Proofsheets, all the 4C's competitions, Info, Tony's current email and the webmaster. Whose responsible for sending out the Proofsheets notification, Webmaster or Proofsheets editor? Carol T, Proofsheets editor volunteered to send out the notification for the Proofsheets.

Fair We need the master copy of the brochure from Elise so we can get around 250 printed. We decided to stick with one color. Curt will find out who prints for the library. Curt will check on cost from Staples.

Fund Raising The garage sale is scheduled for the weekend of June 21-22.

Pony Village Show/Sale The newspaper would like some images for the upcoming show/sale. We are still waiting for more information on how they would like to receive them.

4C's The meeting is coming up April 20th. Curt moved and Kathy Seconded that we appoint Carol P. as the new representative to replace Tony Mason as he resigns. Motion carried.

Carol P. volunteered to handle the 4C's color prints next year as Renee would like to step down. Carol P. also volunteered to do 4C's mono prints if Elise would like to be replaced.

Proofsheets Deadline for next month Proofsheets is the weekend of April 26th. Send all information to jasminesshuman@gmail.com

Tony's Job List Carol P. volunteered to do scavenger hunts. Carol T. volunteered to do member's only prints. Elise volunteered to run the computer at meetings.

Field Trip Carol P. has lined up Vern Bartley vernbartley.com to be the instructor at the July 30-31 Milky Way Photography Workshop in central Oregon. Accommodations have been arranged at the historic Sunriver Art House for \$33 to \$66 per night. The fee for the workshop is \$40 and we need a minimum of 10 people to pay for the instructor. The class size will be limited to 15.

Shootouts This Saturday the 13th there will be a Shootout at Empire Lakes-John Toppits Park. Take your images with the emphasis on the letter's "B" and "G".

Old Business There are two meetings left in the year and we don't have a program for either one. May 6, it was decided to do a "What's in Your Bag" program.

Carol T. will do the Image Invitational at the yearly meeting in July.

Board Retreat Sometime the last week of June the present board and the new incoming board members will meet and go over the calendar and all the rules and regulations.

New Business Amazon has a speaker on sale that is exactly like the one we are now using. It was discussed that it might be better to have a speaker in the front and back of the room. There was not enough interest, so no further action was taken.

There being no further business the meeting was adjourned at 7:45 P.M.

Respectfully Submitted,
Kathy Chambers
OCA Secretary

CALENDAR OF EVENTS MAY 2019

May 6 - Meeting - North Bend Senior Center

Take in and Social 6:30 PM - Activities Starts 6:45 PM

Ha Ha (Humor), Show & Tell, Critique, After & Before, 4Ws (Who, What, When, Where), & What's New to You? Photo Theme Challenge: Historical Places

May 13 - Board Meeting, 6:30 PM,

Chamber's Home (all members are invited to come)

May 20 - Meeting - North Bend Senior Center

Take in and Social 6:30 PM - Activities Starts 6:45 PM

Ha Ha (Humor), Show & Tell, Critique, After & Before, 4Ws (Who, What, When, Where), & What's New to You? Retro Night (see article). Photo Theme Challenge: Technology Scavenger Hunt Turn in.

CALENDAR OF EVENTS JUNE 2019

June 3 - Meeting - North Bend Senior Center

Take in and Social 6:30 PM - Activities Starts 6:45 PM

Ha Ha (Humor), Show & Tell, Critique, After & Before, 4Ws (Who, What, When, Where), & What's New to You? Competition: Photo Theme Challenge: Rule of Thirds Scavenger Hunt Judging

June 10 - Board Meeting, 6:30 PM,

Chamber's Home (all members are invited to come)

June 17 - Meeting – North Bend Senior Center

Take in and Social 6:30 PM - Activities Starts 6:45 PM

Ha Ha (Humor), Show & Tell, Critique, After & Before, 4Ws (Who, What, When, Where), & What's New to You? Competition: Photo Theme Challenge: Clouds Scavenger Hunt Awards

June 21 & 22 – Annual OCPA Yard Sale – The Todd's Home

Items for sale will be accepted Thurs and Friday prior to the sale.

Retro Night Returns

May 20 will be our annual Retro night. This is your chance to bring in your prize 35 mm slides, photo prints from years gone by, old equipment (dig out your Brownie Box Camera), or any other photographic relics.

July 30-August 1 Summer Field Trip/Night Photography Workshop

Carol Pomes

The instructor for the summer field trip and workshop to Bend for night photography and the Milky Way has been selected. Vern Bartley is from the Newport 4C's club, The Yaquina Art Association Photographers (YAAP). Before moving to Newport, he lived in the Bend area for about 35 years and knows the area well. He will be providing the workshop on how to set up your camera and other important information and lead the night shoot on July 31st.

Vern Bartley:

Vern is currently a member of The Yaquina Art Association Photographers 4C's club in Newport, OR. Vern was recognized as OPPA's 2014 Photographer of the Year. He has over 50 years of experience, spends a lot of his time teaching, coaching, guiding and mentoring aspiring photographers; lecturing photographic groups and audiences in a variety of photographic disciplines including unique techniques like *B&W Infrared photography, Pin Point Star photography, Painting with light* and how to envision and shoot "Rocks & Weeds" (Landscape Photography), not to mention teaching "*Judges Training Workshops*" for the more advanced photographers that want to take their work to the next level, while giving something back to our trade. To learn more about Vern and view his work visit his website at www.vernbartley.com

The workshop is limited to 15 participants, and there are still a few slots open. Contact one of the field trip committee members for more information or to register. Committee members are Renee Marcov, Bonnie Graham, and Carol Pomes.

4C's February 2019 Color Print Judging Results

February Color Prints were judged by SOPA . To receive an award, the large prints needed **23-24 Score**. 96 square prints needed a **22-24 Score**.

Large Color Print					
Maker/Title	Judge 1	Judge 2	Judge 3	Total	Award
Renee Marcov/My Backyard Sunset	6	6	6	18	
Carol Pomes/Newport Moon	6	6	6	18	
Darla Parthemore/Point Lobos	6	6	7	19	
Don Todd/Flight of the Pelican	6	6	6	18	
Elise Ciarolo/Fire Wave	6	6	6	18	
Total Club Score				91	

96SQ Color Print					
Maker/Title	Judge 1	Judge 2	Judge 3	Total	Award
Thomas Konomos/Aw Shoot!	6	6	6	18	
Tony Mason/Fire Light	7	7	8	22	
Renee Marcov/Fall Reflection	6	7	7	20	
Carol Todd/Far Away	7	7	7	21	
Carol Pomes/Bridge	6	6	6	18	
Club Total Score				99	

Congratulations to all who entered the 4C's competitions. We have some really good shooters in our club and we hope to see them enter next year.

4C's March 2019 Color Print Judging Results

March Color Prints were judged by Film Pack Camera Club. To receive an award, the large prints needed **23-25 Score**. 96 square prints needed a **22-24 Score**.

Large Color Print					
Maker/Title	Judge 1	Judge 2	Judge 3	Total	Award
Darla Parthemore/Mountain Glow	7	6	7	20	
Elise Ciarolo/Old Kodak	7	7	7	21	
Don Todd/Little Red Bike	6	7	7	20	
Carol Pomes/Rocky Shore	6	7	7	20	
Bonnie Graham/Orange Theory	7	6	6	19	
Total Club Score				100	
96SQ Color Print					
Maker/Title	Judge 1	Judge 2	Judge 3	Total	Award
Tony Mason/Upper East Fork Coquille Falls	7	7	7	21	
Dick Chambers/Small Craft Warning	7	6	8	21	
Tom Branderhorst/Tasty Snack	8	7	7	22	
Carol Pomes/"Sunny"	6	7	6	19	
Renee Marcov/Moth Taking a Break	7	7	7	21	
Club Total Score				104	

Current OCPA Board and Contact Information

Position	Name	Email Address
1	Tony Mason,	tony20@ oregoncoastphotoclub.com
2	Curt Benward	cbenward@ frontier.com
3	Carol Pomes, Vice President	cpomes@earthlink.net
4	Renee Marcov, President	coastalgma@ gmail.com
5	Dick Chambers	picmon387@ gmail.com
6	Bonnie Smith	seekr50@ aol.com
7	Kathy Chambers, Secretary	katsmijo738@ gmail.com
8	Don Todd, Treasurer	Golden_Shellback@ yahoo.com
9	Peggy Cooper	Cooper.peg@gmail.com

The PROOF SHEET is published monthly by the OREGON COAST PHOTOGRAPHERS' ASSOCIATION, INC. and is completely supported by membership dues. All articles, features and other material printed do not necessarily reflect the views of OCPA's Board of Directors, officers, membership, associated organizations or editor(s) of this publication. Any and all brands, products or business names listed are copyrighted, trademarked and / or registered and are not necessarily endorsed by OCPA (other than our corporate sponsors).

Reprinting of articles from the PROOF SHEET, for use in non-commercial photography club newsletters, is permitted if the photo or article is not copyrighted, and credit is given to the author and this newsletter as the source of the information. Any other type of reproduction may be done with specifically written permission only. Inquiries about this publication may be made by directing them to the editor, c/o OREGON COAST PHOTOGRAPHERS' ASSOCIATION, INC., P.O. Box 5646, Charleston, OR 97420 or ocpaproofsheets @ yahoo. com

Meetings: 1st & 3rd Mondays of the month at North Bend Senior Center, 1470 Airport Lane (across the street from the Department of Human Services), North Bend, OR.

How to Join the OCPA Joining OCPA is very easy! Just come to one of our meetings and check us out. If you like what you see we'll take your membership dues and that is it!

If you want to join, but can't make a meeting, just write a check and mail it to us:

Oregon Coast Photographers' Association, Inc.

PO Box 5646

Charleston, OR 97420

Membership Dues are \$24.00 for individuals or \$36.00 for families (up to 2 adults and any/all children 17 years and under at the same address, everyone will have all membership privileges except only 2 votes per family). Dues are prorated for new members for the remaining months from when they join until the next July first annual meeting.

All **information** on club activities including, but not limited to, our by-laws, policies, and competition rules, can be found on our Website at www.oregoncoastphotoclub.org. Schedule changes are available on our Website and Facebook page.



<http://columbiacameraclubs.org>



www.facebook.com/oregoncoastphoto



www.oregoncoastphotoclub.com